

MATERIALS AND ACCESSORIES

KONE MonoSpace® Upgrade DX,
KONE MiniSpace™ Upgrade DX

MATERIALS AND ACCESSORIES FOR ELEVATOR CAR INTERIORS

This catalog presents our full selection of elevator car interior materials and accessories.

All the options included in our offering are designed to be both visually appealing and functional.

The materials and accessories presented in this catalog are available for KONE MonoSpace® Upgrade DX and KONE MiniSpace™ Upgrade DX.



reddot winner 2020

Wall finishes	3
Floor finishes	4
Door finishes	5
Ceilings	6
Standard mirrors	7
Handrails	7
Skirting	7
Tenant directories	7



BUILD SMARTER

Take advantage of our new planning tools to help you save time, make the right decisions, and plan your elevator car interior down to the very last detail.



KONE CAR DESIGNER

Check out our themed design directions or create your own unique car interior by combining materials, lighting, and accessories, then bring your vision to life with 3D modeling.

KONE CAR DESIGNER MOBILE APP

Bring your elevator car designs to life with immersive virtual, mixed, and augmented reality experiences through your smartphone.

TRY OUR PLANNING TOOLS

www.kone.com




ATTRACTIVE, DURABLE WALL FINISHES

Design a car interior that's easier than ever to clean and maintain with our new range of functional materials. Our specialized anti-stain, anti-fingerprint coating helps keep colored stainless steel surfaces looking as good as new by preventing staining and making fingerprints less visible.


STEEL

BRUSHED STAINLESS STEEL




- ST4 Silver brushed stainless steel ST4AFP with anti-fingerprint coating
- ST6AFP Bronze brushed stainless steel with anti-fingerprint coating
- ST8 Champagne Gold brushed stainless steel
- CB Carbon black short brushed stainless steel with Anti-fingerprint coating
- ST43 Silver brushed stainless steel

METALLIC PAINTED STEEL



METP1FT Champagne, fine textured metallic painted steel

WOODEN PRINTED STEEL



WS1 Light wooden printed steel
WS2 Warm wooden printed steel

ETCHED STAINLESS STEEL



ST44S Silver Wood, etched stainless steel

TEXTURED STAINLESS STEEL



TS2 Flemish Linen

PAINTED STEEL



PP18FT Linen Brown, fine textured painted steel


LAMINATE

LAMINATE



- L235 Whitened Ash, anti-microbial laminate
- L236 Natural Oak, anti-microbial laminate
- L239 Blackened Oak, anti-microbial laminate
- L95 Natural Teak anti-microbial laminate

LAMINATE, 3D SURFACE



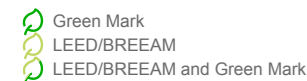
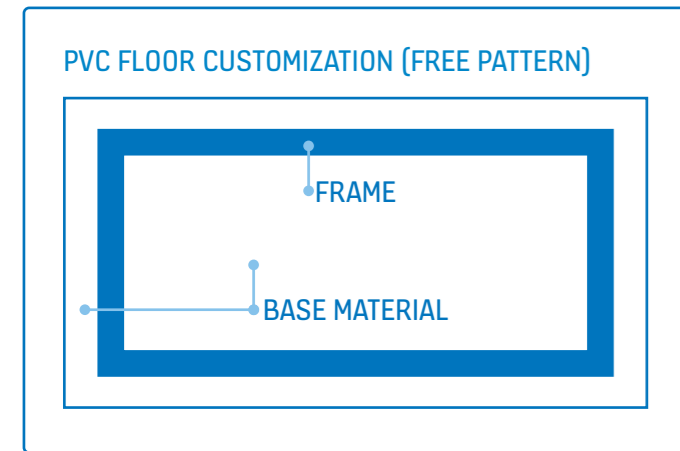
- L101 Black, anti-microbial laminate
- L102 Cream white, 3D anti-microbial laminate

* Anti-stain, anti-fingerprint coating: This specialized coating helps keep colored stainless steel elevator materials looking as good as new by preventing staining and making fingerprints less visible.

Green Mark
LEED/BREEAM
LEED/BREEAM and Green Mark

FLOORS

There are several flooring options to choose from, including composite stone for long-lasting durability even under heavy use. Add the finishing touches to your design vision by creating a customized PVC or stone floor to match the building interior design.

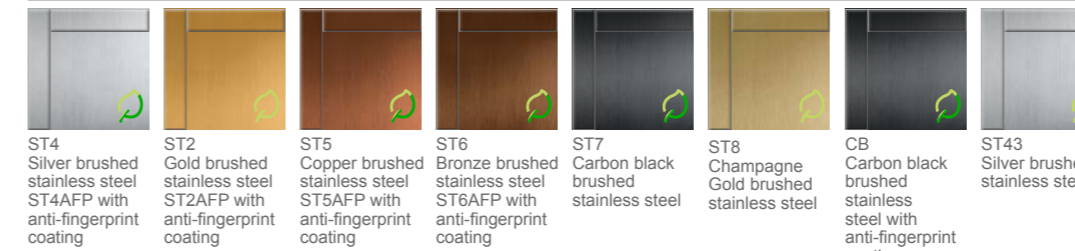


DOOR FINISHES

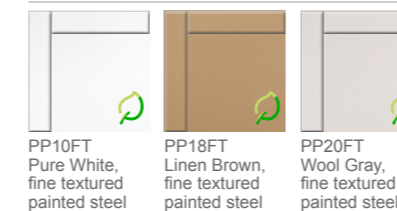
Create a seamless look and feel by matching the elevator door finish with the car interior and landing entrances.

STEEL

BRUSHED STAINLESS STEEL




PAINTED STEEL




METALLIC PAINTED STEEL



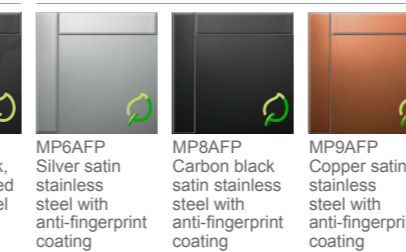
ETCHED STAINLESS STEEL




MIRROR-POLISHED STAINLESS STEEL




SATIN STAINLESS STEEL



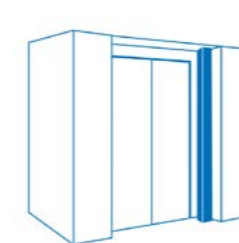
INDIRECT STAINLESS STEEL




TEXTURED STAINLESS STEEL




DOOR MAP



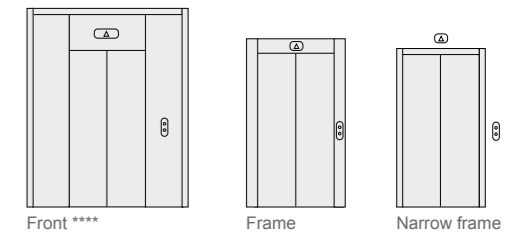
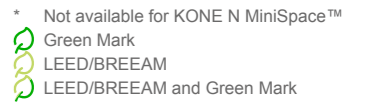

BRUSHED STAINLESS STEEL



MIRROR-POLISHED STAINLESS STEEL




PAINTED STEEL



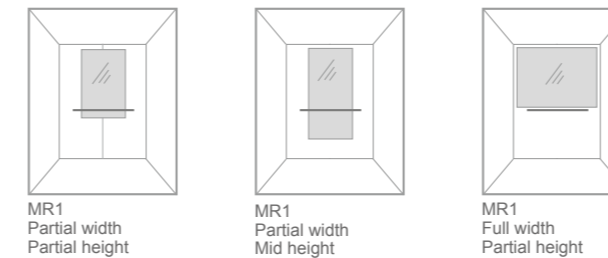

CEILING

Our extensive range of ceilings is complemented by attractive lighting suitable for different environments.



STANDARD MIRRORS

Mirrors are a great way to add a feeling of space and reflect key design elements inside the car.




ACCESSORIES

Add the finishing touches with our wide range of elevator accessories.

HANDRAILS



SKIRTING



TENANT DIRECTORIES

KONE TENANT DIRECTORY



Materials:
Brushed stainless steel base
Tempered glass door
Brushed or polished aluminum

The tenant directory is completely customizable and can be easily updated according to your needs.

Directories can be installed either vertically or horizontally.

Sizes:



KONE provides innovative and eco-efficient solutions for elevators, escalators, automatic building doors and the systems that integrate them with today's intelligent buildings.

We support our customers every step of the way; from design, manufacturing and installation to maintenance and modernization. KONE is a global leader in helping our customers manage the smooth flow of people and goods throughout their buildings.

Our commitment to customers is present in all KONE solutions. This makes us a reliable partner throughout the life cycle of the building. We challenge the conventional wisdom of the industry. We are fast, flexible, and we have a well-deserved reputation as a technology leader, with such innovations as KONE MonoSpace® DX, KONE NanoSpace™ DX and KONE UltraRope®.

KONE employs close to 57,000 dedicated experts to serve you globally and locally.

KONE CORPORATION

Corporate offices

Keilasatama 3
P.O. Box 7
FI-02151 Espoo
Finland
Tel. +358 (0)204 751

www.kone.com

This publication is for general informational purposes only and we reserve the right at any time to alter the product design and specifications. No statement in this publication shall be construed as a warranty or condition, express or implied, as to any product, its fitness for any particular purpose, merchantability, quality or representation of the terms of any purchase agreement. Minor differences between printed and actual colors may exist. KONE MonoSpace® DX, KONE EcoDisc®, KONE Care® and People Flow® are registered trademarks of KONE Corporation. Copyright © 2021 KONE Corporation.