

SMOOTH PEOPLE FLOW® FOR EVERYDAY ENVIRONMENTS


3 Down

5 Soul Streets	↶	📞	Viihde Näppä • Entertainment Hyvinvointi Välbeinginnan
4 Little Manhattan	↶	📞	Rautatie Järnvägsstation Railway station Hotelli Hotel Workery Offices
3 Downtown	→	↶	Fredrik Fredriksberg
2 Nordic Avenue	↶	↶	Raiteet Spår • Tracks
1 Food Market	↶		Firnonk Firdogatan Veturitie Lokvägen

SMOOTH PEOPLE FLOW® FOR EVERYDAY ENVIRONMENTS

The KONE TravelMaster™ 110 is a versatile escalator that is the best choice where safety, reliability, efficiency and design are required. It complies with all relevant international and local safety codes.

Applications	Retail segment, offices, hotels, stadiums, medical facilities, exhibition centers and airports
Environment	Indoor, semi-outdoor, outdoor
Vertical rise	up to 13 m
Inclination	30° / 35°
Group Arrangement	Single / Parallel / Criss Cross / Continuous
Step width	600 mm (Vertical rise up to 9.5 m) / 800 mm / 1000 mm
Speed	0.4 m/s (with inverter mode) / 0.5 m/s
Truss deflection	1/750 and 1/1000
Drive system type	Chain drive with worm gear Chain drive with helical gear TransVario chainless direct drive with planetary gear (TM110T)
Step chain type	Inside Roller 75 x 25 mm
Power supply	50Hz / 380V / 220V 50Hz / 400V / 230V 50Hz / 415V / 240V 60Hz / 380V / 110V 60Hz / 220V / 110V 50Hz / 415V / 240V
Operation mode	Smart star-delta Standby speed with full or smart inverter Standby speed with full or smart inverter and/or automatic start/stop
Code compliance	EN115:1995+A1:1998+A2:2004 / EN115-1: 2008 +A1:2010 / EN115-1: 2017/GB16899-2011 Regional Codes available (Singapore, France, Russia, Hong Kong, UK, Australia, Taiwan)



KEY SPECIFICATIONS



Vertical rise
Up to 13 meters



Inclination
30° or 35°



Step width
600/800/1000mm



Balustrade height
900/1000/1100 mm



Speed
0.5 m/s



Duty cycle
14 hours/day

Front Plate	Black plastic
	Stainless steel
Balustrade	Safety glass 10 mm
	Safety glass 12 mm
	Sandwich panels 10 mm
	Laminated glass 12 mm
Balustrade height	900 mm / 1000 mm / 1100 mm
Decking	Brushed satin stainless steel
	Powder coating silver
	Natural anodized aluminum
Skirt	2 mm or 3 mm stainless steel
	2 mm or 3 mm sheet steel
Access cover	Ribbed aluminum natural color
	Ribbed aluminum with black grooves
	Stainless steel with punched pattern, no painting
	Stainless steel with punched pattern, black painting
Cladding	Hairline stainless steel
	Powder coated sheet steel (grey, white, orange, pearl beige)
	Painted sheet steel grey (RAL7036)
	Glass
	Premium cladding stainless steel with any RAL color
	Premium cladding sheet steel with any RAL color
Steps	Fitted by the customer
	Silver painted aluminum (Grinded surface R10)
	Black painted aluminum (Grinded surface R10)
	Natural aluminum (Grinded surface R10)
	Black stainless steel with yellow or black demarcation
Step demarcation	Grey stainless steel with yellow or grey demarcation
	Without color demarcation
	Yellow painted on 3 sides and/or in the center (RAL1004)
	Yellow plastic insert on 3 sides (RAL 1023)
Comb segment	Yellow plastic insert on 3 sides (RAL1023) and yellow painted demarcation in the center (RAL1004)
	Aluminum
	Aluminum with yellow plastic inlay (RAL1023)
Handrail lighting	Aluminum with yellow coating (RAL 1023)
	LED continuous light - white
Skirt lighting	KONE Design Lighting – flexible and modifiable RGBW LED lights for every occasion
	LED continuous light - white
Comb lighting	LED spot
	KONE Design Lighting – flexible and modifiable RGBW LED lights for every occasion
Traffic lights	LED static light - different colors
	LED flashing light - different colors
	LED arrows
Understep lighting	LED cube
	LED road sign
	LED green light

SAFETY = PEACE OF MIND

EXTRA VISUAL GUIDANCE

Traffic signalization, skirt lighting, yellow comb segment, step demarcations provide extra visual guidance for passengers to help them to have a smoother and safer ride.

DOUBLE SKIRT BRUSHES

to reduce even more entrapment risk

FIRE SAFETY

maximised with halogen-free.

SKIRT PANELS

coated with anti-friction coating minimize drag and reduce possibility of entrapments between skirt and steps.

FALL PROTECTION AND ANTI-RIDE BARRIERS

increase passenger protection and prevent falls and misuse of the unit.

COMB PLATE IMPACT DEVICE SWITCHES

minimize the risk of entrapment in comb plate areas.

ANTI SLIP REQUIREMENT


R10 anti-slip grade step surface reduces the chance of passengers slipping.

KONE 24/7 CONNECTED SERVICES

helps you to see the status of the escalator in real time to ensure safe operation.

AUDIBLE ALARMS

provide clear guidance on escalator travel directions and enlarge users attention.



ESCALATOR SUSTAINABILITY

Installing an eco-efficient KONE escalator solution can help in achieving green building accreditations such as LEED or BREEAM certification.

BREEAM CERTIFICATION

One credit can be achieved by fulfilling the following requirement:

Escalator is fitted with a passenger-sensing device for automated operation, so it operates in standby mode when there is no passenger demand

LEED CERTIFICATION

KONE solutions can also contribute to several LEED certification categories.

ECO-EFFICIENT ESCALATOR

KONE TravelMaster™ 110 has achieved A+++ energy performance certificate based on ISO standard.

4 WAYS TO MAKE YOUR ESCALATOR MORE ECO-EFFICIENT:

- High efficiency motors minimize energy consumption at full speed.
- Lubrication-free step chain means no oil, a cleaner escalator and environment, reduced fire hazard, simpler cleaning and easier maintenance.
- Long-lasting LED lighting is up to 80% more efficient than fluorescent lighting and lasts up to 10 times longer.
- Eco-efficient operational modes save energy by slowing down or stopping the escalator completely when traffic is low. For example, when an escalator is empty, energy consumption is further reduced by slow stand-by speed and furthermore by stopping the escalator.

KONE holds the EcoVadis Gold medal for its sustainability performance, being in the top 3% of all the assessed companies. The **EcoVadis** rating covers a broad range of non-financial management systems including environmental, labor and human rights, ethics, and sustainable procurement impacts.

KONE has been recognized by CDP for its actions towards reducing emissions, mitigating climate risks, and developing a low-carbon economy. KONE achieved a place on **CDP's prestigious A List** signifying that we rank among a small number of high performers.

KONE has been recognized as one of the best employers in the world by Forbes business magazine on their **Forbes 2022 World's Best Employers list**.



FLEXIBILITY TO MATCH YOUR BUILDING REQUIREMENTS

KONE TravelMaster™ TM110 is a commercial escalator designed to satisfy all needs of a customer in the retail environment. It is engineered to maximize the shopping experience for your end users, guaranteeing the perfect combination between safety and visual appearance.

Seismic Provisions

For seismic environments a full proposal of different mountings are available, to match even the strongest conditions.

Flexible Features

KONE TravelMaster™ 110 escalators are designed to fit all your needs, from parking places to central halls. KONE engineering capabilities will help you to fulfill your specifications in the best possible way.

Tailor-Made Possibilities


The renowned engineering and design capabilities are always available to realize the architectural vision with customized specifications for your premises.

ACCESS COVERS



Ribbed aluminum natural color

Ribbed aluminum with black grooves



Stainless steel surface, black painting

Stainless steel surface, no painting

SKIRTING

SKIRT BRUSH HOLDER



Black anodized aluminum

Clear anodized aluminum

Clear anodized aluminum, double brushes

SKIRT



Brushed stainless steel skirt with clear anti-friction coating

Sheet steel skirt with black anti-friction coating

HANDRAILS



Black

Black with white dots

Blue

Beige



Brown


Gray

Green

Red

STEPS

STEP DEMARCATION



Yellow painted on 3 sides (RAL1004)

Yellow plastic insert on 3 sides (RAL 1023)

Yellow plastic insert on 3 sides (RAL1023) and yellow painted demarcation in the center (RAL1004)

Yellow painted on 3 sides and in the center (RAL1004)

STEP COLOR



Natural color aluminum


Silver painted aluminum

Black painted aluminum

Stainless steel black

Stainless steel grey

COMB



Aluminum comb segments
Aluminum comb with yellow coating
Aluminum comb with yellow plastic inlay (RAL1023)

BALUSTRADE



Balustrade extension
Safety or laminated Glass
Sandwich Panels

LIGHTING

LED HANDRAIL LIGHTING



White
KONE Design Lighting, handrail

LED SKIRT LIGHTING




White
KONE Design Lighting, skirt

LED SKIRT SPOT LIGHTING



White

COMB LIGHTING



LED comb lighting (white)

FRONT PLATE



Black plastic
Stainless steel

DECKING



Brushed sating stainless steel
Natural anodized aluminum
Silver powder coating (RAL9007)
Center decking (parallel arrangement)

CLADDING



Premium cladding stainless steel or sheet steel with any RAL color
Powder coated sheet steel (grey, white, orange, pearl beige)
Painted sheet steel grey (RAL7036)
Glass
Fitted by the customer

DISPLAY



Diagnostic display

ADDITIONAL LIGHTING



LED traffic light arrow in the decking
LED traffic light cube
LED traffic light road sign
Understep lighting green

KONE provides innovative and eco-efficient solutions for elevators, escalators, automatic building doors and the systems that integrate them with today's intelligent buildings.

We support our customers every step of the way; from design, manufacturing and installation to maintenance and modernization. KONE is a global leader in helping our customers manage the smooth flow of people and goods throughout their buildings.

Our commitment to customers is present in all KONE solutions. This makes us a reliable partner throughout the life cycle of the building. We challenge the conventional wisdom of the industry. We are fast, flexible, and we have a well-deserved reputation as a technology leader, with such innovations as KONE MonoSpace® DX, KONE NanoSpace™ and KONE UltraRope®.

KONE employs close to 57,000 dedicated experts to serve you globally and locally.

UAE

Dubai (regional Office)

KONE Middle East LLC
U-Bora Tower,
C/O Al Abraj Str & Al Khaleej Str,
Business Bay.
P.O. Box 21474
Tel: +971 4 279 4500
www.kone.ae

Kingdom of Saudi Arabia

Riyadh (Head Office)

KONE Areeco Ltd
King Fahad Road,
Olaya District,
Al Hamad Tower, Floor 8.
Tel: +966 9200 17055
www.kone.sa

Egypt

KONE LLC
Plot no.10 B, Mohamed Naguib Axis,
Fifth Settlement,
O1 Mall, KONE 2nd Floor, New Cairo.
Tel: +20 232 44 300
www.kone.eg

Morocco

KONE Elevators and Escalators
SARLAU
Lot Marjana N6,
Sidi Maarouf, Casablanca.
P.O Box 20280
Tel: 0522 58 02 11
www.kone.ma

Qatar

KONE Elevators LLC
Ghanem Office Tower,
Building No. 54, Street No. 640,
Zone 23, Salwa Road,
Bin Mahmoud Area, Doha.
P.O. Box 37143
Tel: +974 4488 8835
www.kone.qa

Oman

KONE Assarain LLC
Hatat House B, Office 103, 1st Floor,
Wadi Adai, Ruwi 112, Muscat.
P.O. Box 1475
Tel: +968 246 570 00
www.kone.om

Bahrain

KONE Bahrain SPC
Building 767, Office number 61,
Road number: 3629,
Block number: 336,
Adliya, Kingdom of Bahrain.
P.O. Box 21303
Tel: +973 1774 9271
www.kone.bh

Kuwait

Laila Tower, 14th floor, office 3,
Salmiya, Kuwait.
P.O. Box 21119 - Safat 13072
www.kone.com.kw

Tunisia

Ensemble Mobilier Miniar,
Rue du Lac d'Ourmia,
1053 Les Berges du Lac,
Tunis, Tunisie.
www.kone.tn

East Africa (Kenya and Uganda)

KONE NAIROBI (Head Office)
Crowne Plaza Annexe, 13th Floor,
Along Kenya Road, Nairobi, Kenya.
P.O. Box 35174-00100
www.kone.co.ke
www.kone.ug

South Africa

KONE Elevators South Africa (Pty) Ltd,
20 Friesland Drive, Longmeadow,
Business Estate (South),
Edenvale 1610, Johannesburg.
Tel: +27 11 035 1800
www.kone.co.za

Türkiye

İçerenköy Mah. Değirmenyolu Cad.
No:28 Asiaofispark B Blok D:3 Kat:2
34752 Ataşehir/İstanbul.
Tel: 444 56 63
www.kone.com.tr

Kazakhstan

KONE Kazakhstan LLP
D.Konayev Street 12/1,
floor 9, 010017,
Astana, Kazakhstan.
www.kone.kz